



Eagle Lighting Inc. Lighting the Way with Value

1782 East Person Memphis, TN 38114 Phone (901) 948-3225 & Fax (901) 946-3003

FL531 SMALL FLOOD

Design Features:

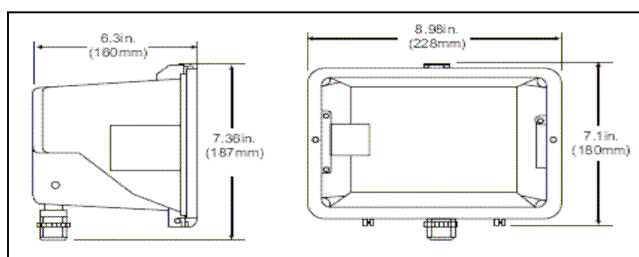
Die-Cast aluminum housing for durability with Chromate Conversion Coating, Textured Bronze Finish
Die-Cast Aluminium Lens Frame
 One Piece Anodized Aluminium Reflector
 Porcelain Medium Base Socket
 High Impact Tempered Glass Lens
 Adjustable Knuckle
 Photocell Adaptable
 Meets **UL & CSA LISTED** requirements for Wet Locations
 Ideal for 150watt **HPS MAX**

Applications:

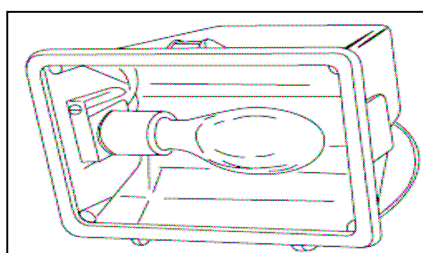
Buildings, Parks, Signs, Backyards and Other General Flood Lighting Applications

Owner Benefits:

VALUE - high benefit to cost ratio with proven system design & components - **Made in USA**
 Full **One Year Warranty** - Environmentally friendly
 Each luminaire is tested before shipping
Lamp Included.

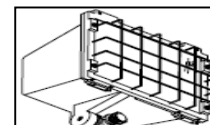


DIMENSIONS

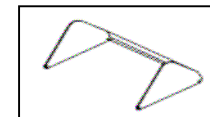


LINE DRAWING

ACCESSORIES



WIRE GUARD



GLARE SHIELD

EPA-.870 FT CU
 5.02 LBS EA

ORDERING INFORMATION

	<u>Product</u>	<u>Wattage</u>	<u>Lamp</u>	<u>Voltage</u>	<u>Accessories</u>
Example:	<u>FL530</u>	<u>15</u> 150 WATT	<u>HPS</u> High Pressure Sodium	<u>120</u> 120 VOLT	<u>WG</u> Wire Guard

Ordering Options

<u>Product</u>	<u>Wattage</u>	<u>Lamp</u>	<u>Voltage</u>	<u>Accessories</u>
FL530 =	7=70W	HP = HPS	120 = 120V	GS=Glare Shield
Wall Pack	10=100W	MH = Metal Halide	208 = 208V	WG=Wire Guard
	15=150W	INC=Incandescent	240 = 240V	PC=Photocontrol
			277 = 277V	
			480 = 480V	
			MT = 120/208/240/277	

Lamp Type	ANSI	Lamp Watts	Volts	Line Amps (Oprtn)	Input Watts	Circuit Type
Metal Halide	M98	70	120/208/240/277	.77 / .46 / .40 / .35	94	CWA
HPS	S54	100	120/208/240/277	1.12 / .65 / .60 / .52	122	HX-NPF
HPS	S56	150	120/208/240/277	1.65 / 1.00 / .85 / .75	188	CWA

Project: _____

Date: _____

Approved by: _____