



Eagle Lighting Inc. Lighting the Way with Value

1782 East Person Memphis, TN 38114 Phone (901) 948-3225 & Fax (901) 946-3003

FL560 ROUND BACK FLOOD

Design Features:

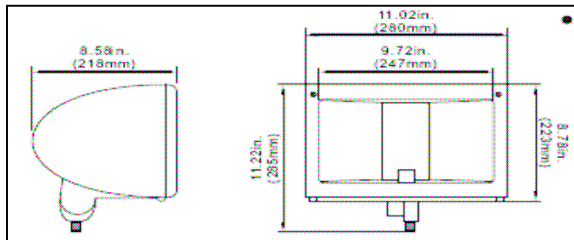
Die-Cast Aluminum housing for durability with Chromate Conversion Coating, Textured Bronze Finish
Die-Cast Aluminium Lens Frame
 One Piece Anodized Aluminium Reflector
E-39 4KV Medium Base Lamp Holder
High Impact Tempered Glass Lens
 Adjustable **1/2" Knuckle**
 Meets **UL 1572** requirements for Wet Locations
 Ideal for **150watt HPS MAX**, **175watt MH MAX**
 Contact Factory for **Nema Distributions & Photometrics**

Applications:

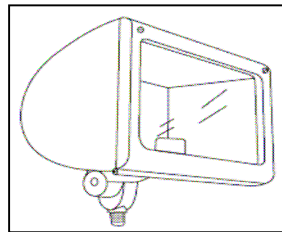
Buildings, Parks, Signs, Backyards and Other General Flood Lighting Applications

Owner Benefits:

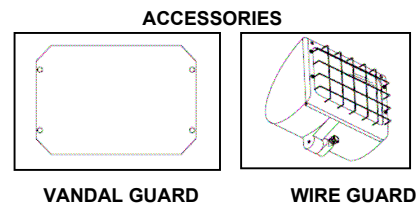
VALUE - high benefit to cost ratio with proven system design & components - **Made in USA**
 Full **One Year Warranty** - Environmentally friendly
 Each luminaire is tested before shipping
LAMP INCLUDED.



DIMENSIONS



LINE DRAWING



VANDAL GUARD

WIRE GUARD

EPA-.72 FT CU
 10.62 LBS EA



ORDERING INFORMATION

	<u>Product</u>	<u>Wattage</u>	<u>Lamp</u>	<u>Voltage</u>	<u>Accessories</u>
Example:	FL560	15 150 WATT	HPS High Pressure Sodium	120 120 VOLT	GS Wire Guard

Ordering Options

<u>Product</u>	<u>Wattage</u>	<u>Lamp</u>	<u>Voltage</u>	<u>Accessories</u>
FL560 =	7=70W	HP = HPS	120 = 120V	GS=Glare Shield
	10=100W	MH=Metal Halide	208 = 208V	WG=Wire Guard
	15=150W	INC=Incandescent	240 = 240V	VG=Vandal Guard
	17=175W		277 = 277V	PC=Photocontrol
			480 = 480V	
			MT = 120/208/240/277	

Lamp Type	ANSI	Lamp Watts	Volts	Line Amps (Oprtn)	Input Watts	Circuit Type
Metal Halide	M90, M92	100	120/208/240/277	1.15 / .64 / .50 / .44	130	HX-NPF
HPS	S54	100	120/208/240/277	1.12 / .65 / .60 / .52	122	HX-NPF
Metal Halide	M102 OR M142	150	120/208/240/277	1.57 / .91 / .81 / .74	185	CWA
HPS	S56	150	120/208/240/277	1.65 / 1.00 / .85 / .75	188	CWA
MH/MV	M57 OR H39	175	120/208/240/277	1.95 / 1.15 / .98 / .85	224	CWA

Project: _____

Date: _____

Approved by: _____