



## WP150 MEDIUM WALL PACK

### Design Features:

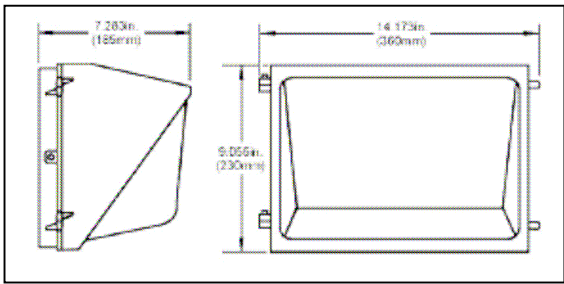
Rugged **die-cast** aluminum housing for durability with Power Coat paint finish for corrosion resistance.  
 One Piece Anodized Aluminium Reflector  
 Porcelain Medium Socket  
 Borosilicate Glass is Hinged and Removable  
 Conduit Access Back, Bottom, & Sides  
**Silicone** Rubber Gasket to Prevent Leakage  
 Meets **UL 1572** for Wet Locations  
**Photometric Reports** available upon request.  
 Ideal for 175W MH & 150w HPS Max

### Applications:

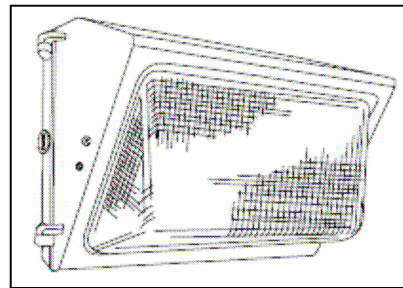
Storage Areas, Parking Areas,  
 Underpasses & Walkways

### Owner Benefits:

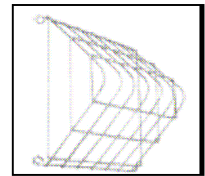
VALUE - high benefit to cost ratio with proven system design & components - **Made in USA**  
 Full **One Year Warranty** - Environmentally friendly  
 Each luminaire is tested before shipping  
**Lamp Included.**



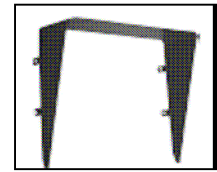
**DIMENSIONS**



**LINE DRAWING**



**WIRE GUARD**



**VISOR**

EPA-.834 FT CU  
 9.480LBS EA

### ORDERING INFORMATION

Product

Wattage

Lamp

Voltage

Accessories

Example:

**WP150**

**17**  
175 WATT

**MH**  
Metal Halide

**240**  
240 Volt

**PC**

### Ordering Options

Product

Wattage

Lamp

Voltage

Accessories

**WP150 =**  
Wall Pack

**17=175W**  
**15=150W**  
**10=100W**

**HP = HPS**  
**MV = Mercury**  
**MH = Metal Halide**  
**INC=Incandescent**

**120 = 120V**  
**208 = 208V**  
**240 = 240V**  
**277 = 277V**  
**480 = 480V**

**WG=Wire Guard**  
**VG=Vandal Guard**  
**PC=Photocontrol**

**MT = 120/208/240/277**

Lamp Type	ANSI	Lamp Watts	Volts	Line Amps (Oprtn)	Input Watts	Circuit Type
Metal Halide	M90, M92	100	120/208/240/277	1.15 / .64 / .50 / .44	130	HX-NPF
HPS	S54	100	120/208/240/277	1.12 / .65 / .60 / .52	122	HX-NPF
Metal Halide	M102 OR M142	150	120/208/240/277	1.57 / .91 / .81 / .74	185	CWA
HPS	S56	150	120/208/240/277	1.65 / 1.00 / .85 / .75	188	CWA
MH/MV	M57 OR H39	175	120/208/240/277	1.95 / 1.15 / .98 / .85	224	CWA

Project: \_\_\_\_\_

Date: \_\_\_\_\_

Approved by: \_\_\_\_\_